



Industry Spotlight

Retail (Chmura Cluster)

City of Mesquite, TX



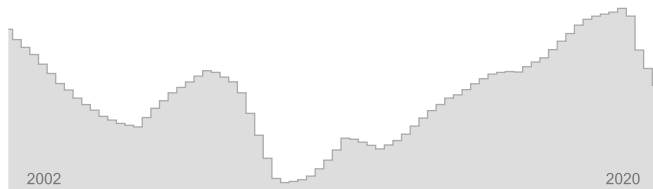
City of Mesquite Economic Development
<https://mesquiteecodev.com/>

Spotlight Summary	3
Industry Snapshot	4
Staffing Pattern	5
Employment Distribution by Type	6
Sector Strategy Pathways.....	7
Postsecondary Programs Linked to Retail (Chmura Cluster)	8
City of Mesquite, TX Regional Map	9
Industry Definition	10
Data Notes.....	13
FAQ.....	13

Spotlight Summary

Retail (Chmura Cluster)
City of Mesquite, TX – 2020Q4

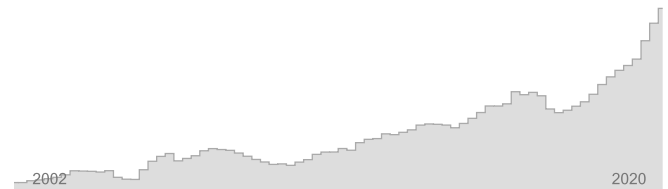
EMPLOYMENT



11,471

Regional employment / **21,221,683** in the nation

WAGES



\$57,430

Avg Wages per Worker / **\$48,101** in the nation

1.0%

Avg Ann % Change Last 10 Years / **+0.2%** in the U.S.



20.3%

% of Total Employment / **14.2%** in the U.S.

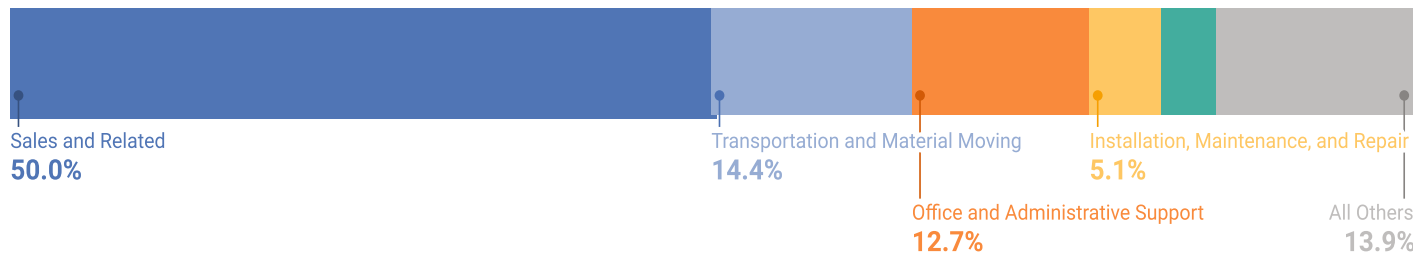


3.7%

Avg Ann % Change Last 10 Years / **+2.8%** in the U.S.



TOP OCCUPATION GROUPS



TOP INDUSTRIES

Avg Ann % Change in Employment, Last 10 Years

0.9 %



Department Stores

1.6 %



Supermarkets and Other Grocery
(except Convenience) Stores

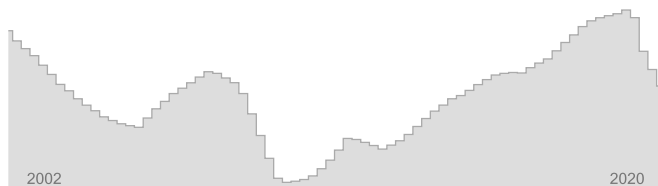
38.2 %



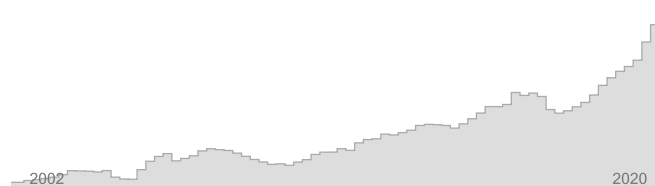
Electronic Shopping and Mail-Order
Houses

Industry Snapshot

EMPLOYMENT



WAGES

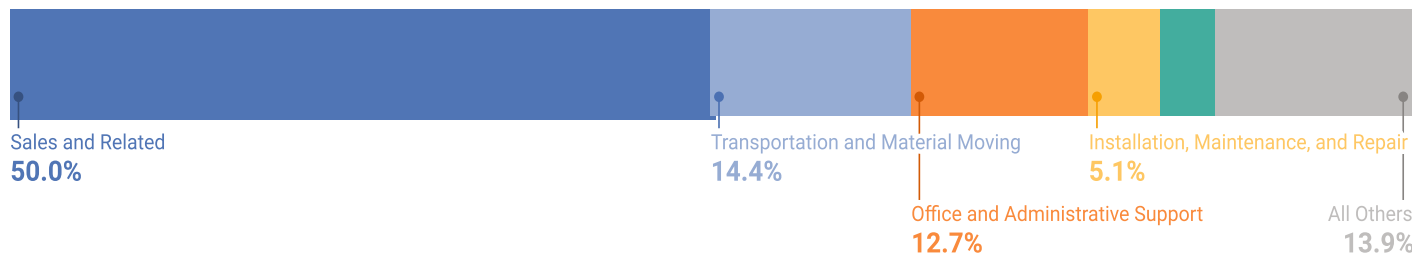


6-Digit Industry	Empl	Avg Ann Wages	LQ	5yr History	Annual Demand	Forecast Ann Growth
Department Stores	1,286	\$39,483	3.74		189	0.6%
Supermarkets and Other Grocery (except Convenience) Stores	899	\$29,855	0.92		139	0.7%
Electronic Shopping and Mail-Order Houses	856	\$117,037	4.78		115	2.7%
New Car Dealers	562	\$78,125	1.42		71	0.9%
Wholesale Trade Agents and Brokers	505	\$128,916	2.79		61	1.7%
Family Clothing Stores	491	\$23,648	3.72		74	1.2%
Warehouse Clubs and Supercenters	413	\$29,151	0.70		61	0.6%
Computer and Computer Peripheral Equipment and Software Merchant Wholesalers	367	\$161,737	4.30		37	0.4%
Home Centers	340	\$32,133	1.17		47	0.8%
Sporting Goods Stores	308	\$42,338	3.19		45	1.3%
Remaining Component Industries	5,439	\$57,041	1.06		699	0.3%
Retail (Chmura Cluster)	11,471	\$57,430	1.43		1,544	0.8%

Employment is one of the broadest and most timely measures of a region's economy. Fluctuations in the number of jobs shed light on the health of an industry. A growing employment base creates more opportunities for regional residents and helps a region grow its population.

Since wages and salaries generally compose the majority of a household's income, the annual average wages of a region affect its average household income, housing market, quality of life, and other socioeconomic indicators.

Staffing Pattern



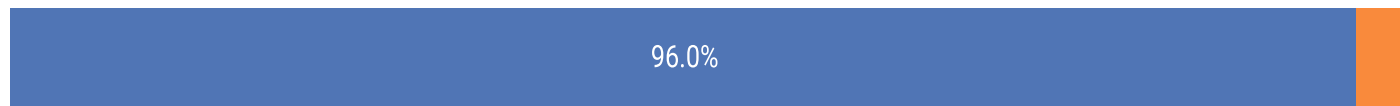
6-digit Occupation	Empl	Avg Ann Wages	Annual Demand
Retail Salespersons	2,665	\$29,400	430
Cashiers	1,318	\$24,100	251
Stockers and Order Fillers	807	\$31,000	119
First-Line Supervisors of Retail Sales Workers	763	\$48,600	88
Customer Service Representatives	441	\$36,800	64
Sales Representatives, Wholesale and Manufacturing, Except Technical and Scientific Products	380	\$73,900	46
Laborers and Freight, Stock, and Material Movers, Hand	272	\$36,700	44
General and Operations Managers	260	\$120,500	26
Office Clerks, General	217	\$37,000	27
Shipping, Receiving, and Inventory Clerks	177	\$35,500	18
Remaining Component Occupations	4,123	\$56,400	510
Total	11,471		

💡 The mix of occupations points to the ability of a region to support an industry and its flexibility to adapt to future demand. Industry wages are a component of the cost of labor for regional employers.

Employment Distribution by Type

The table below shows the employment mix by ownership type for Retail (Chmura Cluster) for the City of Mesquite, TX. Four of these ownership types — federal, state, and local government and the private sector — together constitute “Covered Employment” (employment covered by the Unemployment Insurance programs of the United States and reported via the Quarterly Census of Employment and Wages).

“Self-Employment” refers to unincorporated self-employment and represents workers whose primary job is self-employment (that is, these data do not include workers whose primary job is a wage-and-salary position that is supplemented with self-employment).

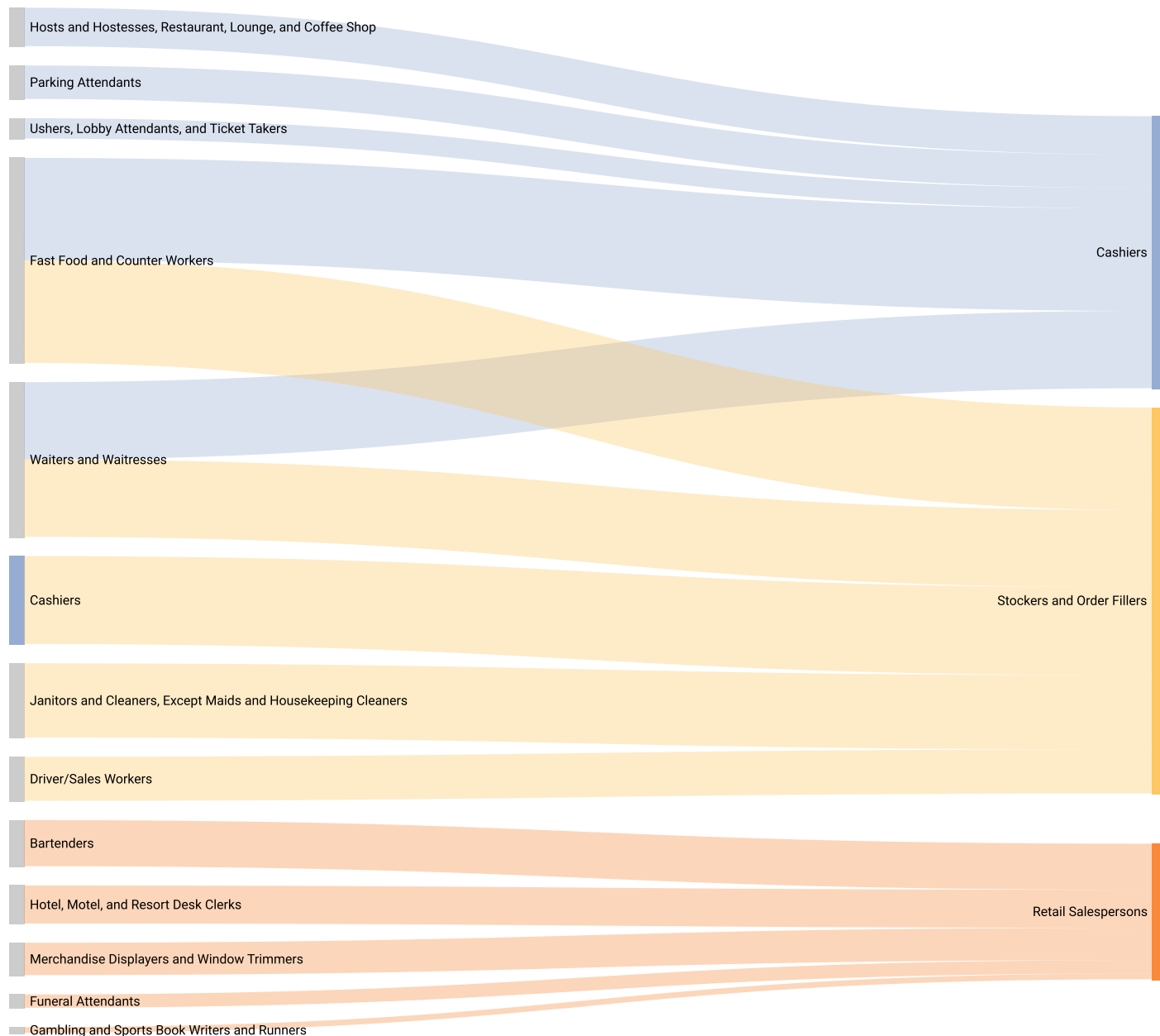



	Empl	%
Private	11,018	96.0%
Self-Employment	387	3.4%
Federal Government	67	0.6%

Source: JobsEQ®

 Strong entrepreneurial activity is indicative of growing industries. Using self-employment as a proxy for entrepreneurs, a higher share of self-employed individuals within a regional industry points to future growth.

Sector Strategy Pathways





 The graphics on this page illustrate relationships and potential movement (from left to right) between occupations that share similar skill sets. Developing career pathways as a strategy promotes industry employment growth and workforce engagement.

Postsecondary Programs Linked to Retail (Chmura Cluster)

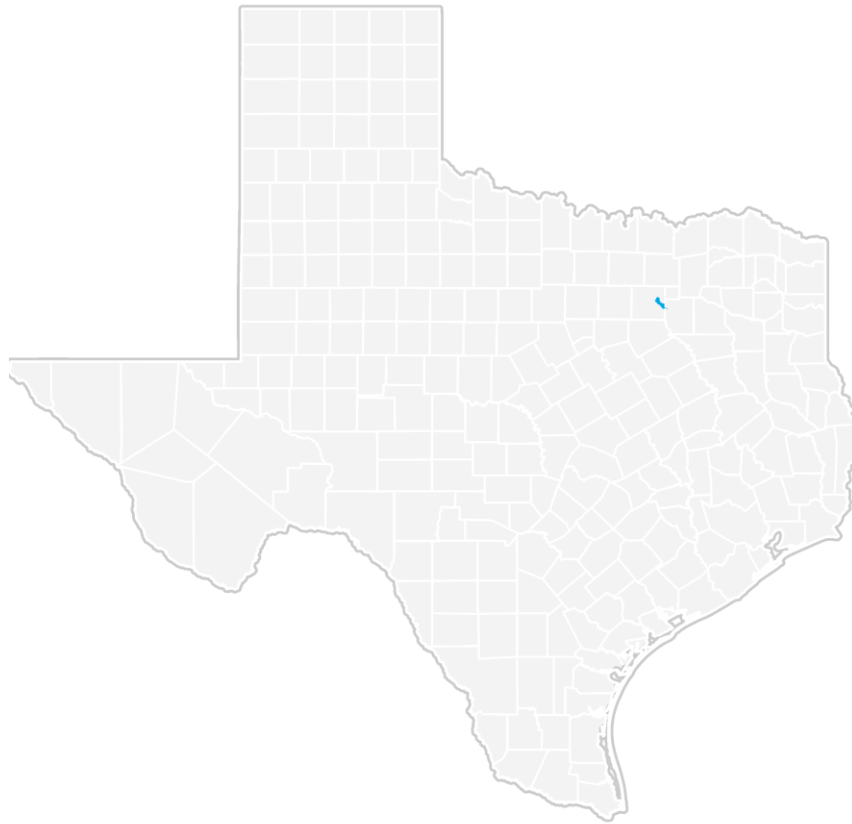
Program	Awards
Eastfield College	
Autobody/Collision and Repair Technology/Technician	83
Automobile/Automotive Mechanics Technology/Technician	248
Business Administration and Management, General	63
Criminal Justice/Safety Studies	181
Data Processing and Data Processing Technology/Technician	32
Drafting and Design Technology/Technician, General	90
Electrical, Electronic and Communications Engineering Technology/Technician	207
Heating, Air Conditioning, Ventilation and Refrigeration Maintenance Technology/Technician	94
Welding Technology/Welder	51
Hands on Therapy	
Aesthetician/Esthetician and Skin Care Specialist	20

Source: [JobsEQ®](#)

 The number of graduates from postsecondary programs in the region identifies the pipeline of future workers as well as the training capacity to support industry demand.

 Among postsecondary programs at schools located in the City of Mesquite, TX, the sampling above identifies those most linked to occupations relevant to Retail (Chmura Cluster). For a complete list see JobsEQ®, <http://www.chmuraecon.com/jobseq>

City of Mesquite, TX Regional Map



Industry Definition

Retail (Chmura Cluster) is defined as the following NAICS industries:

Code	Description
423110	Automobile and Other Motor Vehicle Merchant Wholesalers
423120	Motor Vehicle Supplies and New Parts Merchant Wholesalers
423130	Tire and Tube Merchant Wholesalers
423140	Motor Vehicle Parts (Used) Merchant Wholesalers
423210	Furniture Merchant Wholesalers
423220	Home Furnishing Merchant Wholesalers
423310	Lumber, Plywood, Millwork, and Wood Panel Merchant Wholesalers
423320	Brick, Stone, and Related Construction Material Merchant Wholesalers
423330	Roofing, Siding, and Insulation Material Merchant Wholesalers
423390	Other Construction Material Merchant Wholesalers
423410	Photographic Equipment and Supplies Merchant Wholesalers
423420	Office Equipment Merchant Wholesalers
423430	Computer and Computer Peripheral Equipment and Software Merchant Wholesalers
423440	Other Commercial Equipment Merchant Wholesalers
423450	Medical, Dental, and Hospital Equipment and Supplies Merchant Wholesalers
423460	Ophthalmic Goods Merchant Wholesalers
423490	Other Professional Equipment and Supplies Merchant Wholesalers
423510	Metal Service Centers and Other Metal Merchant Wholesalers
423520	Coal and Other Mineral and Ore Merchant Wholesalers
423610	Electrical Apparatus and Equipment, Wiring Supplies, and Related Equipment Merchant Wholesalers
423620	Household Appliances, Electric Housewares, and Consumer Electronics Merchant Wholesalers
423690	Other Electronic Parts and Equipment Merchant Wholesalers
423710	Hardware Merchant Wholesalers
423720	Plumbing and Heating Equipment and Supplies (Hydronics) Merchant Wholesalers
423730	Warm Air Heating and Air-Conditioning Equipment and Supplies Merchant Wholesalers
423740	Refrigeration Equipment and Supplies Merchant Wholesalers
423810	Construction and Mining (except Oil Well) Machinery and Equipment Merchant Wholesalers
423820	Farm and Garden Machinery and Equipment Merchant Wholesalers
423830	Industrial Machinery and Equipment Merchant Wholesalers
423840	Industrial Supplies Merchant Wholesalers
423850	Service Establishment Equipment and Supplies Merchant Wholesalers
423860	Transportation Equipment and Supplies (except Motor Vehicle) Merchant Wholesalers
423910	Sporting and Recreational Goods and Supplies Merchant Wholesalers
423920	Toy and Hobby Goods and Supplies Merchant Wholesalers
423930	Recyclable Material Merchant Wholesalers
423940	Jewelry, Watch, Precious Stone, and Precious Metal Merchant Wholesalers
423990	Other Miscellaneous Durable Goods Merchant Wholesalers
424110	Printing and Writing Paper Merchant Wholesalers
424120	Stationery and Office Supplies Merchant Wholesalers
424130	Industrial and Personal Service Paper Merchant Wholesalers
424210	Drugs and Druggists' Sundries Merchant Wholesalers
424310	Piece Goods, Notions, and Other Dry Goods Merchant Wholesalers
424320	Men's and Boys' Clothing and Furnishings Merchant Wholesalers
424330	Women's, Children's, and Infants' Clothing and Accessories Merchant Wholesalers
424340	Footwear Merchant Wholesalers
424410	General Line Grocery Merchant Wholesalers
424420	Packaged Frozen Food Merchant Wholesalers

Retail (Chmura Cluster) is defined as the following NAICS industries:

Code	Description
424430	Dairy Product (except Dried or Canned) Merchant Wholesalers
424440	Poultry and Poultry Product Merchant Wholesalers
424450	Confectionery Merchant Wholesalers
424460	Fish and Seafood Merchant Wholesalers
424470	Meat and Meat Product Merchant Wholesalers
424480	Fresh Fruit and Vegetable Merchant Wholesalers
424490	Other Grocery and Related Products Merchant Wholesalers
424510	Grain and Field Bean Merchant Wholesalers
424520	Livestock Merchant Wholesalers
424590	Other Farm Product Raw Material Merchant Wholesalers
424610	Plastics Materials and Basic Forms and Shapes Merchant Wholesalers
424690	Other Chemical and Allied Products Merchant Wholesalers
424710	Petroleum Bulk Stations and Terminals
424720	Petroleum and Petroleum Products Merchant Wholesalers (except Bulk Stations and Terminals)
424810	Beer and Ale Merchant Wholesalers
424820	Wine and Distilled Alcoholic Beverage Merchant Wholesalers
424910	Farm Supplies Merchant Wholesalers
424920	Book, Periodical, and Newspaper Merchant Wholesalers
424930	Flower, Nursery Stock, and Florists' Supplies Merchant Wholesalers
424940	Tobacco and Tobacco Product Merchant Wholesalers
424950	Paint, Varnish, and Supplies Merchant Wholesalers
424990	Other Miscellaneous Nondurable Goods Merchant Wholesalers
425110	Business to Business Electronic Markets
425120	Wholesale Trade Agents and Brokers
441110	New Car Dealers
441120	Used Car Dealers
441210	Recreational Vehicle Dealers
441222	Boat Dealers
441228	Motorcycle, ATV, and All Other Motor Vehicle Dealers
441310	Automotive Parts and Accessories Stores
441320	Tire Dealers
442110	Furniture Stores
442210	Floor Covering Stores
442291	Window Treatment Stores
442299	All Other Home Furnishings Stores
443141	Household Appliance Stores
443142	Electronics Stores
444110	Home Centers
444120	Paint and Wallpaper Stores
444130	Hardware Stores
444190	Other Building Material Dealers
444210	Outdoor Power Equipment Stores
444220	Nursery, Garden Center, and Farm Supply Stores
445110	Supermarkets and Other Grocery (except Convenience) Stores
445120	Convenience Stores
445210	Meat Markets
445220	Fish and Seafood Markets
445230	Fruit and Vegetable Markets
445291	Baked Goods Stores

Retail (Chmura Cluster) is defined as the following NAICS industries:

Code	Description
445292	Confectionery and Nut Stores
445299	All Other Specialty Food Stores
445310	Beer, Wine, and Liquor Stores
446110	Pharmacies and Drug Stores
446120	Cosmetics, Beauty Supplies, and Perfume Stores
446130	Optical Goods Stores
446191	Food (Health) Supplement Stores
446199	All Other Health and Personal Care Stores
447110	Gasoline Stations with Convenience Stores
447190	Other Gasoline Stations
448110	Men's Clothing Stores
448120	Women's Clothing Stores
448130	Children's and Infants' Clothing Stores
448140	Family Clothing Stores
448150	Clothing Accessories Stores
448190	Other Clothing Stores
448210	Shoe Stores
448310	Jewelry Stores
448320	Luggage and Leather Goods Stores
451110	Sporting Goods Stores
451120	Hobby, Toy, and Game Stores
451130	Sewing, Needlework, and Piece Goods Stores
451140	Musical Instrument and Supplies Stores
451211	Book Stores
451212	News Dealers and Newsstands
452210	Department Stores
452311	Warehouse Clubs and Supercenters
452319	All Other General Merchandise Stores
453110	Florists
453210	Office Supplies and Stationery Stores
453220	Gift, Novelty, and Souvenir Stores
453310	Used Merchandise Stores
453910	Pet and Pet Supplies Stores
453920	Art Dealers
453930	Manufactured (Mobile) Home Dealers
453991	Tobacco Stores
453998	All Other Miscellaneous Store Retailers (except Tobacco Stores)
454110	Electronic Shopping and Mail-Order Houses
454210	Vending Machine Operators
454310	Fuel Dealers
454390	Other Direct Selling Establishments

Data Notes

- Industry employment and wages (including total regional employment and wages) are as of 2020Q4 and are based upon BLS QCEW data, imputed by Chmura where necessary, and supplemented by additional sources including Census ZBP data. Employment forecasts are modeled by Chmura and are consistent with BLS national-level 10-year forecasts.
- Occupation employment is as of 2020Q4 and is based on industry employment and local staffing patterns calculated by Chmura and utilizing BLS OES data. Occupation wages are per the BLS OES data and are as of 2020.
- GDP is derived from BEA data and imputations by Chmura. Productivity (output per worker) is calculated by Chmura using industry employment and wages as well as GDP and BLS output data. Supply chain modeling including purchases by industry are developed by Chmura.
- Postsecondary awards are per the NCES and are for the 2018-2019 academic year.
- Establishment counts are per the BLS QCEW data.
- Figures may not sum due to rounding.

FAQ

What is (LQ) location quotient?

Location quotient is a measurement of concentration in comparison to the nation. An LQ of 1.00 indicates a region has the same concentration of an industry (or occupation) as the nation. An LQ of 2.00 would mean the region has twice the expected employment compared to the nation and an LQ of 0.50 would mean the region has half the expected employment in comparison to the nation.

What is annual demand?

Annual demand is a of the sum of the annual projected growth demand and separation demand. Separation demand is the number of jobs required due to separations—labor force exits (including retirements) and turnover resulting from workers moving from one occupation into another. Note that separation demand does not include all turnover—it does not include when workers stay in the same occupation but switch employers. Growth demand is the increase or decrease of jobs expected due to expansion or contraction of the overall number of jobs.

What is the difference between industry wages and occupation wages?

Industry wages and occupation wages are estimated via separate data sets, often the time periods being reported do not align, and wages are defined slightly differently in the two systems (for example, certain bonuses are included in the industry wages but not the occupation wages). It is therefore common that estimates of the average industry wages and average occupation wages in a region do not match exactly.